

DISCOVERY SERIES

Our most value priced model. Deelat's Discovery series is designed for value shoppers, however, don't let the price tag fool you, this light is loaded with options.

They are best used in warm climates with lots of sunshine or applications where you do not need as much lumens/light.



INTELLIGENT SERIES

Deelat's Intelligent series are beautifully crafted and use less materials making it lightweight and a good choice for those on a budget. If you require a dynamic solar street light with multifunction capability (the option for both motion sensor and static brightness) then **The Intelligent Series is the light for you!**




ACCENT SERIES

Deelat pays impeccable detail to design and craftsmanship with its Accent Series. Brushed Aluminum finish throughout encasing the LEDs and the solar panels, these lights are made for those who require a higher level aesthetic. Accent series are higher priced than Intelligent and Discovery series due the additional materials, larger battery and higher level of craftsmanship required to build these lights.







PRO SERIES

The Pro Series is Deelat's most durable solar street lights, made for demanding environments where constant brightness is required for long periods. Pro Series street lights have extra large battery capacity and come equipped with a battery capacity indicator.



ULTRA SERIES

Deelat's top of the line Ultra series solar street lights are our most dynamic and powerful. They have the **LARGEST BATTERY** capacity of all our lights, and the highest ratio of solar panels to lumens. This gives the Ultra Series the ability to run at 100% brightness for long periods of time and provides the biggest lighting area due to its size, and number of LED's.

	SKU	Lumens	Battery size	Panel size	Lighting area		Max height	
					ft²	m²		
DISCOVERY SERIES 	D1151528	3000	115.4 WH	18V 15W	52x23	16x7	13ft/4m	Remote: ✓ Motion Sensor: ✓ Warranty: 3-Year Modes: (2) Battery Capacity /Lighting Time: 7 Nights
	D1776407	4500	144.3 WH	14V 22.7W	68x32	21x10	20ft/6m	
	D1776408	6000	230.88 WH	22V 36W	91x42	28x13	23ft/7m	
	D1151531	10000	323.75 WH	22V 44W	110x55	34x17	33ft/10m	
INTELLIGENT SERIES 	D1776385	2000	153.92 WH	18V 18W	52x20	16x6	10ft/3m	Remote: ✗ Motion Sensor: ✓ Warranty: 3-Year Modes: (3) Battery Capacity /Lighting Time: 10 Nights
	D1776386	3000	192.4 WH	18V 21W	60x20	18x6	13ft/4m	
	D1776387	4000	269.36 WH	18V 29.75W	75x26	23x8	16ft/5m	
	D1775552	5000	346.32 WH	18V 42W	91x30	28x13	20ft/6m	
	D1775555	6000	423.28 WH	18V 48.06W	91x42	28x13	23ft/7m	
	D1776388	7000	500.24 WH	18V 57.6W	95x48	29x14.5	26ft/8m	
	D1776023	8000	577.2 WH	18V 72W	104x52	32x16	30ft/9m	
	D1776389	10000	692.64 WH	18V 72W	121x60	37x18	33ft/10m	
ACCENT SERIES 	D1151527	1000	55.5WH	5V 6.7W	24x18	7.5x5.5	8ft/2.5m	Remote: ✗ Motion Sensor: ✓ Warranty: 3-Year Modes: (2) Battery Capacity /Lighting Time: 10 Nights
	D1151529	3000	173.16 WH	14V 22.7W	39x29	12x9	13ft/4m	
	D1151530	4000	240.5 WH	22V 36W	52x42	16x13	20ft/6m	
PRO SERIES 	D1173502	2000	288.6 WH	25V 30W	50x13	15x4	10ft/3m	Remote: ✗ Motion Sensor: ✗ Warranty: 3-Year Modes: (1) Battery Capacity /Lighting Time: 10 Nights
	D1173503	3000	346.32 WH	25V 45.4W	62x16	19x5	13ft/4m	
	D1173504	4000	461.76 WH	25V 60W	75x20	23x6	20ft/6m	
ULTRA SERIES 	D1776383	2000	336.7 WH	23V 36.9W	55x15	17x4.5	16ft/5m	Remote: ✓ Motion Sensor: ✓ Warranty: 3-Year Modes: (10) Battery Capacity /Lighting Time: 10 Nights
	D1776382	3000	481 WH	23V 61.5W	73x18	22.5x5.5	20ft/6m	
	D1776354	4000	673.4 WH	23V 73.8W	90x23	27.5x7	26ft/8m	
	D1173505	5000	769.6 WH	23V 98.3W	101x26	31x8	26ft/8m	
	D1776381	6000	962 WH	23V 110.6W	114x29	35x9	26ft/8m	
	D1173506	7000	1154.4 WH	23V 122.3W	128x32	39x10	33ft/10m	
	D1173507	8000	1298.7 WH	23V 138.3W	134x34	41x10.5	33ft/10m	